



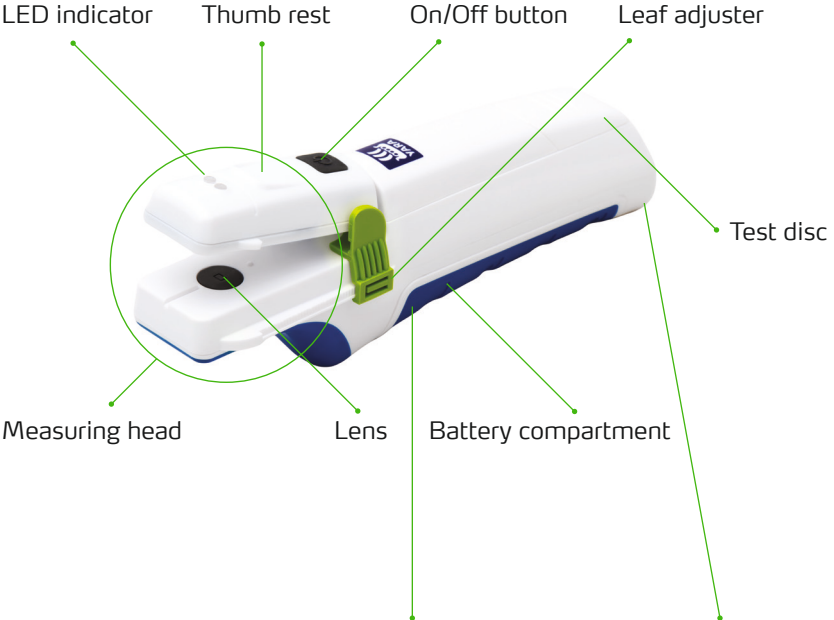
Knowledge grows

Yara N-Tester BT



Included in the box

N-Tester BT



User Manual



Batteries



2x AA (LR06),
already inserted

Wrist cord



attach if
needed

Using the N-Tester BT with the Atfarm mobile app

STEP 1

Install the Atfarm mobile app

Install from
Google Play
Store:



Install from
Apple App
Store:



STEP 2

Use the Atfarm mobile app

1. Login with email, password
2. Create or choose farm and field
3. Scroll down to N-Tester options and start measurement
4. Follow the steps provided in the app.

STEP 3

Switch the N-Tester BT on

- Press and hold the On/Off button for a few seconds.

Tip:

A red blinking LED during initialisation indicates the batteries need replacing.

The Atfarm mobile app will manage the connection automatically.

On some smartphones a window with Bluetooth connection options appears, please don't connect the N-Tester BT in this window.

STEP 4

If pairing was successful, the blue LED will stay on. Follow the steps provided in the app.

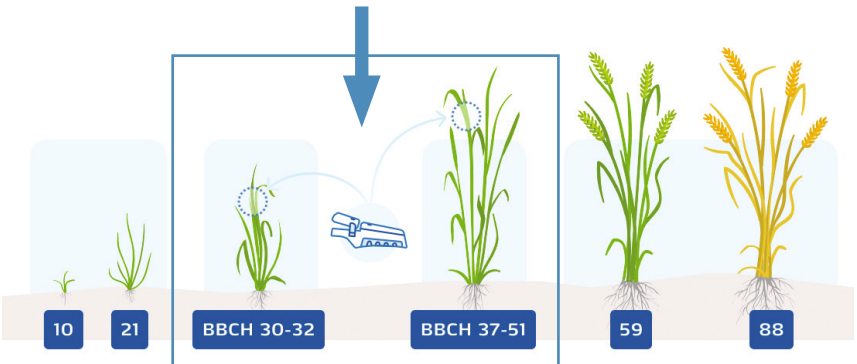


How to take a measurement

STEP 5

Depending on the country and crop, the type of leaf recommended for measurement changes. In general:

- Choose a plant in the right growth stage (e.g. ~BBCH 30 - 51). Avoid atypical areas of the field (e.g. areas with different soil properties such as sand banks).
- Choose the youngest, fully developed leaf from the plant. Avoid grained or thick points of the leaf, leaves with visible drought stress or leaves rolled together.

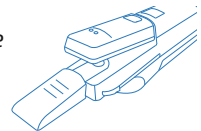


Tip:

Make sure that the field has enough sulphur. A lack of sulphur will change the leaf colour and the N-recommendation provided might not be correct.

You can practice handling the N-Tester BT with the Test disc. Remove the Test disc and place it in the measuring head so that the green glass covers the lens.

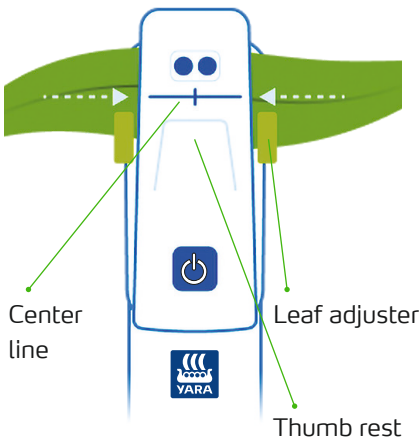
Then follow the instructions on Step 6.



How to take a measurement

STEP 6

- Place the leaf inside the measuring head, using the center line as a reference. The lens must be covered completely.



- Press the measuring head together by using the thumb rest. Hold until the LED blinks. You will also be notified on your smartphone.

Tip:

If necessary, the leaf adjuster can be moved to adapt to the width of the leaf.

An unsuccessful measurement is either indicated by a red LED light or a notification from the Atfarm mobile app. If this does happen, repeat the measurement.

STEP 7

- Repeat the measurement at least the number indicated in the app throughout your field.

Tip:

To get the best results, move through the field making a W pattern.



- Get N-recommendation from the Atfarm mobile app.
- When finished, switch off the N-Tester BT with the On/Off button.

Specifications & Contact

Operation Conditions

Temperature range: 0-55 °C

Humidity range: ≤ 85 %

Altitude: ≤ 2000 m

Operating place: outdoor

Pollution Degree: 2

(as defined in IEC 61010-1)

Protect the N-Tester BT from heavy rain or submersion in liquid!

Batteries

The N-Tester BT uses 2x AA (LR06) Alkaline (non-rechargeable) batteries.

To change batteries please open battery compartment with a PH1 screwdriver.

Empty batteries must be removed and taken to collection points.

Batteries should never be disposed of with household waste.

Cleaning

Clean the N-Tester BT with a damp cloth. Do not use chemical cleaners or place under running water.

Be careful with the lens inside the measurement head. Only if required, clean the lens with a clean, dry soft cloth.

Recycling



Old N-Tester BT must be returned to the return address. The recycle bin indicates: No household waste.

Information



This product complies to all applicable EU directives. The EU Declaration of Conformity can be obtained from the support team.



This product complies to all applicable directives. The Declaration of Conformity can be obtained from the support team. Importer and return address:

Yara UK Limited
Harvest House, Europarc,
Grimsby
North East Lincolnshire,
DN37 9TZ

NEED HELP?



If you have any questions, please do not hesitate to contact us. For contact details see the back cover of the manual.

The following text is in English for legal reasons.

List of the used Open-source Components

The listed Open-source software (OSS) components are used within the device under the terms of the respective licenses. The source code corresponding to the Open-source software components is also provided along with the product wherever mandated by the respective OSS license.

Included OOS components: STM32Cube generated files, STM32 Examples

License	Copyright
BSD 3-Clause license https://opensource.org/licenses/BSD-3-Clause	Copyright (c) 2012-2020 STMicroelectronics
Apache License, Version 2.0 https://opensource.org/licenses/Apache-2.0	Copyright (c) 2012-2020 STMicroelectronics Copyright (c) 2009-2019 Arm Limited
Ultimate Liberty license https://www.st.com/SLA0044	Copyright (c) 2012-2020 STMicroelectronics
MCD-ST Liberty SW License Agreement V2 https://www.st.com/software_license_agreement_liberty_v2	Copyright (c) 2012-2020 STMicroelectronics

COPYRIGHT(c) 2012-2020 STMicroelectronics

Redistribution and use in source and binary forms, with or without modification, are permitted provided that the following conditions are met:

1. Redistributions of source code must retain the above copyright notice, this list of conditions and the following disclaimer.
2. Redistributions in binary form must reproduce the above copyright notice, this list of conditions and the following disclaimer in the documentation and/or other materials provided with the distribution.
3. Neither the name of STMicroelectronics nor the names of its contributors may be used to endorse or promote products derived from this software without specific prior written permission.

THIS SOFTWARE IS PROVIDED BY THE COPYRIGHT HOLDERS AND CONTRIBUTORS "AS IS" AND ANY EXPRESS OR IMPLIED WARRANTIES, INCLUDING, BUT NOT LIMITED TO, THE IMPLIED WARRANTIES OF MERCHANTABILITY AND FITNESS FOR A PARTICULAR PURPOSE ARE DISCLAIMED. IN NO EVENT SHALL THE COPYRIGHT HOLDER OR CONTRIBUTORS BE LIABLE FOR ANY DIRECT, INDIRECT, INCIDENTAL, SPECIAL, EXEMPLARY, OR CONSEQUENTIAL DAMAGES (INCLUDING, BUT NOT LIMITED TO, PROCUREMENT OF SUBSTITUTE GOODS OR SERVICES; LOSS OF USE, DATA, OR PROFITS; OR BUSINESS INTERRUPTION) HOWEVER CAUSED AND ON ANY THEORY OF LIABILITY, WHETHER IN CONTRACT, STRICT LIABILITY, OR TORT (INCLUDING NEGLIGENCE OR OTHERWISE) ARISING IN ANY WAY OUT OF THE USE OF THIS SOFTWARE, EVEN IF ADVISED OF THE POSSIBILITY OF SUCH DAMAGE.



Knowledge grows



Help & Updates

support@at.farm

<https://support.at.farm/>



Returns:

Yara International ASA
c/o Openstore24 (swiss mail
solution)
Eichenstrasse 1a
3385 Gerersdorf
Austria



Yara International ASA
Drammensveien 131
0277 Oslo
Norway